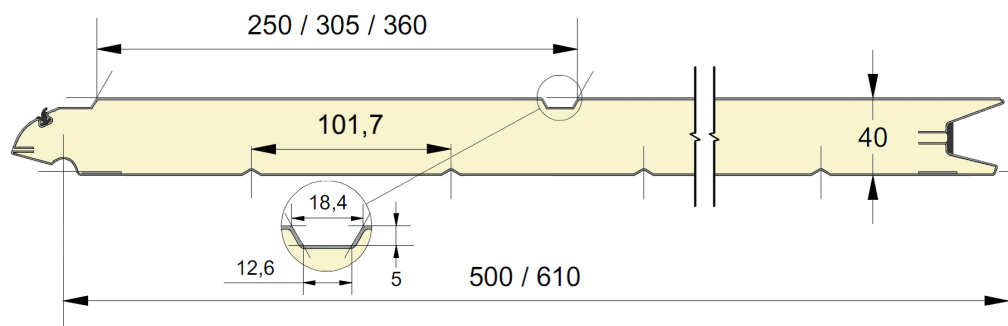


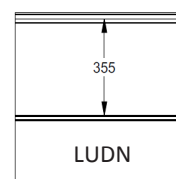
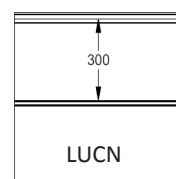
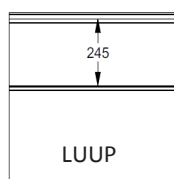
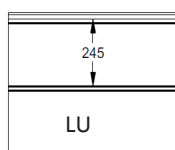
Panneau anti-pince-doigts à face extérieure pourvue d'une gorge horizontale.  
 Disponible en hauteurs 500 et 610mm, gorge centrée, up ou down.  
 Face intérieure lignée, embossée Stucco, RAL 9010.

# PANNEAU LU



REFERENCE	HAUTEUR	EMBOSSAGE
1607	500	Lisse
1608	610 CN	Lisse
1609	610 UP	Lisse
1610	610 DN	Lisse
1611	500	Bois
1612	610 CN	Bois
1613	610 UP	Bois
1614	610 DN	Bois
1615	500	Stucco
1616	610 CN	Stucco
1617	610 UP	Stucco
1618	610 DN	Stucco

## EMBOSSAGES



## COULEURS

	9010	9016 P	7016 P	7016 M	8014 P	9006	Chêne doré	Chêne foncé	PGold	PLight	PDark	PMaha
500	○+	●*	●	○*	○	○+	○	○	○	○	○	○
610	○+	●*	●	○*	○	○+	○	○	○	○	○	○

● = Standard    ○ = Option (min. 100 m<sup>2</sup>)    \* = uniquement en lisse    + = sauf en lisse

**EPCO**

YOUR NEEDS. OUR PANELS.