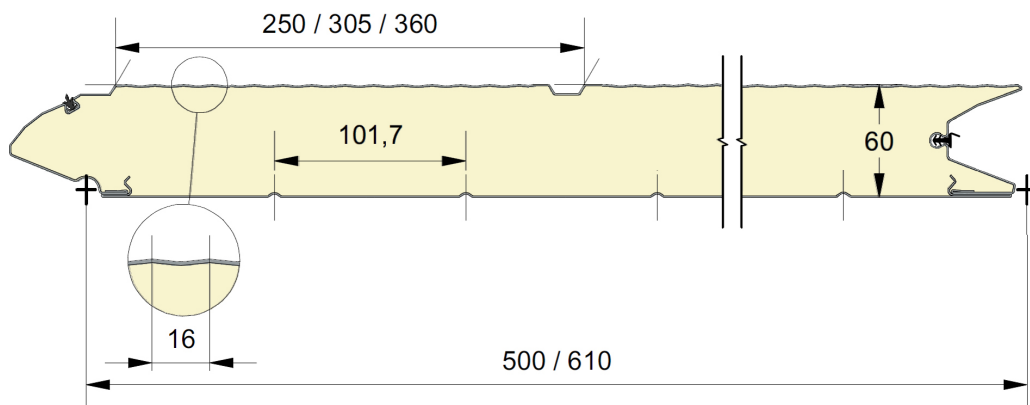


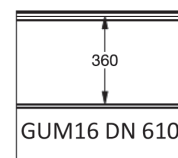
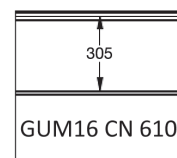
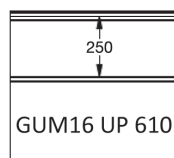
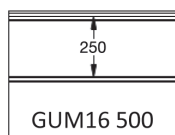
Panneau anti-pince-doigts à face extérieure pourvue d'une gorge et micro-nervurée 16mm.
 Disponible en hauteurs 500 et 610mm.
 Face intérieure lignée, embossée Stucco, RAL 9010.

PANNEAU GUM16

Reco
SERIES



REFERENCE	HAUTEUR	EMBOSSAGE
951	500	Lisse
952	610 CN	Lisse
953	610 UP	Lisse
954	610 DN	Lisse



COULEURS

	9016 P	7016 P
500	●	○
610	●	

● = Standard ○ = Option (min. 100 m²)

EMBOSSAGES



EPCO

YOUR NEEDS. OUR PANELS.